












Hurricane Prep Checklist

Before hurricane season it's time to:

-  Review your home insurance policy for hurricane-related damages coverage.
-  Inspect your building exterior and property. Repair, seal, secure or remove anything loose, damaged or at risk of wind damage.
-  Document your possessions and keep vital documents in a safe and secure location.
-  Develop an emergency plan, including evacuation routes and key contacts, and share it with your family.
-  Create an emergency kit with essential supplies, including first aid items and medications for all family members.

When a hurricane is in the forecast, it's time to:

-  Bring loose items indoors or secure items that will remain outside.
-  Stock up on essential supplies (flashlights, batteries, radio, non-perishable food, water). If you have a generator, make sure it is in working order.
-  Check your emergency kit is fully stocked with enough supplies for at least 72 hours,
-  Follow Emergency and Weather Alerts.